

## Network Pan-Focus PTZ Dome Cameras

## VDC-DPN9585P VCC-PN9575P

**PAN-FOCUS**  
Technology in Perspective



Network Indoor Mini  
Dome Camera  
VCC-PN9575P



Network Vandal-Resistant  
Day/Night Dome Camera  
VDC-DPN9585P

**DAY NIGHT**

### Built-in X2.6 Motorized Zoom Pan-Focus Lens

(f = 2.8-7.3 mm, F = 1.9-3.0) No focus adjustments



Pan-focus lens image



Varifocal lens image

- Networked Surveillance with Two-Way Voice Communications
- Power-over-Ethernet (PoE) Supported (IEEE 802.3af Compliant)
- PTZ Control & Remote Camera Setting via Network or VAC-70
- 25 IPS, High-Resolution Image Selection
- Vandal-Resistant\*
- IP66 Rated Enclosure\*

\*VDC-DPN9585P

**Made in Japan**

# High-Performance Network Cameras Enabling Video Monitoring with Audio



Network 1/4" Color CCD DSP High-Resolution  
Day/Night Vandal-Resistant PTZ Dome Camera

## VDC-DPN9585P

**DAY NIGHT**

### Wide Area Surveillance with a x2.6 Pan-Focus Lens and PTZ Control

Deep focus technology brings every area on-screen into crisp and clear focus for a precise picture with greater depth of field. In addition to the pan-focus lens developed by SANYO, VDC-DPN9585P and VCC-PN9575P cameras feature pan-tilt-zoom (PTZ) functions allowing remote control over a network for surveillance of wide areas.



**PAN-FOCUS**  
Technology in Perspective



Pan-focus lens image

- Clear focus on entire viewing area with great depth of field
- No focus adjustments
- Remote zoom adjustment via Network or VAC-70



Varifocal lens image

- Clear focusing on a specific area
- Manual focus adjustments
- Manual zoom adjustments



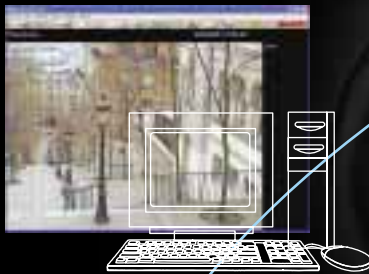
Network 1/4" Color CCD DSP  
High-Resolution PTZ Dome Camera

# VCC-PN9575P

## SANYO Security Systems for the Creation of a Full-fledged LAN or Internet

Video captured by camera can be viewed using the bundled VA-SW3050LITE viewer software. Use of the VA-SW3050 archiving software (sold separately) allows simultaneous monitoring of streams from up to 128 cameras as well as recording of live audio and video data.

\* Use of the VDC-DPN9585P's or the VCC-PN9575P's built-in networking features allows viewing of video from a single camera with a generic web browser (Internet Explorer).




### Digital Image Processing Suited to Networked Output

Image processing of JPEG images offering versatility has been adopted for transmission of high-quality images. This lightens the burden placed on the network and increases precision in surveillance.


### Alarm Notification Functions

When a potential security threat is detected, a single surveillance video image from that moment is sent by email as an alarm notification. Email addresses can be set in advance so that notification is sent to up to five locations.



### Networked Centralized Control of Data from a Variety of Surveillance Points

Management of video from surveillance points under a variety of conditions — whether outdoors, at remote locations, or at night — can be consolidated at a PC in a control center. This enables efficient operation of 24/7 systems and broad-based surveillance for retail outlets or large-scale facilities.

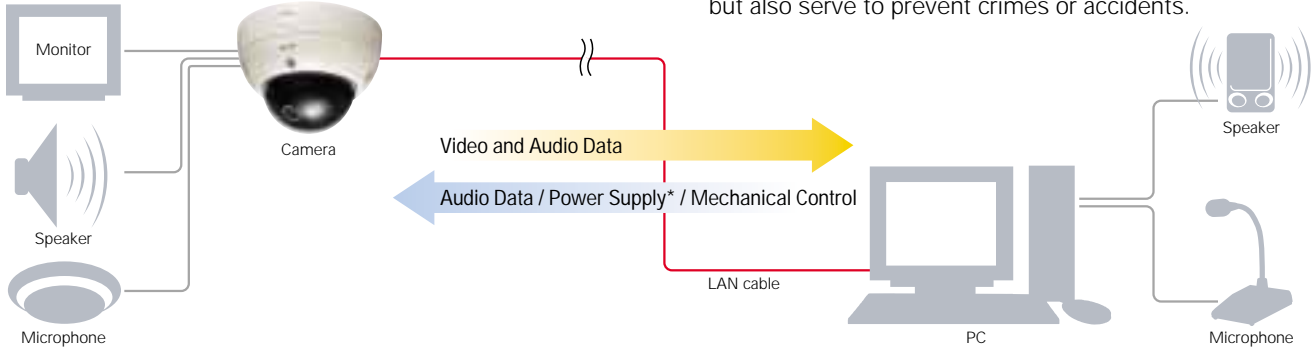


### Two-Way Voice Transmissions between Camera and PC

Two-way communications inclusive of voice exchanges between a control room and surveillance points allow instructions issued from the control room to surveillance points while viewing images sent from cameras or, conversely, voicing of opinions from surveillance points to the control room.

**Surveillance-Point Monitoring with Video and Audio Data**

The VDC-DPN9585P and the VCC-PN9575P are equipped to enable two-way voice communications via audio signals sent between cameras and PCs. Transmission of crystal clear images together with audio offers those overseeing surveillance as a sense of being right there at the scene.



- The VCC-PN9575P features a built-in microphone.
- Both the VDC-DPN9585P and the VCC-PN9575P can be connected to external microphones, speakers and monitors.
- \* Power adapter required.

**Audio Transmission from Control Center PC to Surveillance Point**

Audio transmissions can be sent from the administrator’s side to the camera so as to provide advice or cautionary notices in the event of unaccounted for activity and other events during surveillance. Voice exchanges with personnel at surveillance points not only enable a more accurate grasp of the situation but also serve to prevent crimes or accidents.

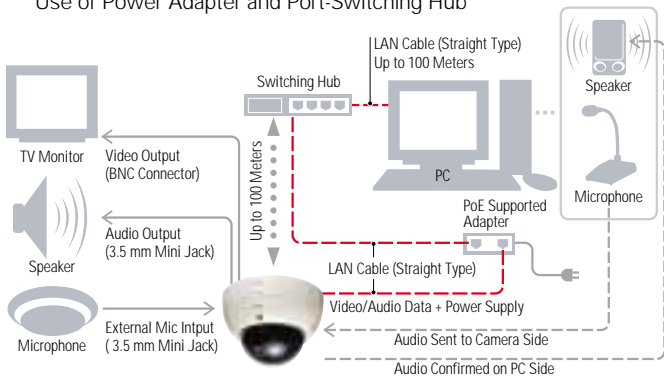
**Connection Examples**

Both the VDC-DPN9585P and the VCC-PN9575P support the IEEE 802.3af standard for Power-over-Ethernet (PoE) applications to allow power supplied over LAN cabling. In addition to making installation easier, this allows camera installation in places where it would otherwise be difficult to secure a power source.

- LAN cable types required will vary according to the switching hub or router used.
- Do not use the camera’s power supply when using PoE.
- The VA-50H heater board (sold separately) for use with the VDC-DPN9585P cannot be used when using PoE.

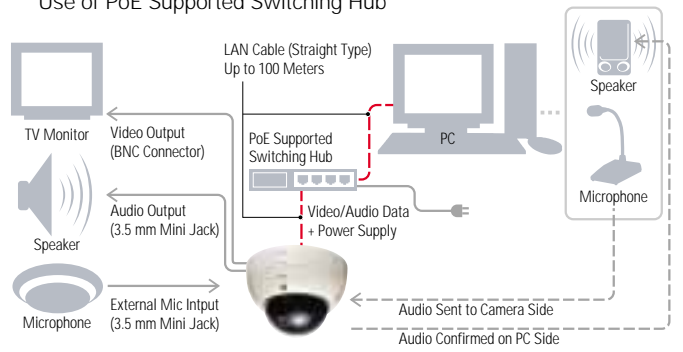
**PoE Example 1:**

Use of Power Adapter and Port-Switching Hub



**PoE Example 2:**

Use of PoE Supported Switching Hub

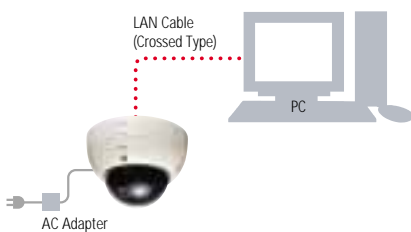


- Longer transmission distances are possible than those using a power adapter and a switching hub as in example 1.

**Example of Use without PoE**


**Basic Connection**

Connection by LAN cabling (crossed type) between camera and PC.



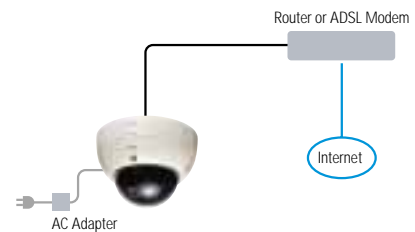
**LAN Connection**

Connection of camera to LAN by LAN cable (straight type) using switching hub, etc.



**Internet Connection**

Connection of camera and router by LAN cable or ADSL modem, etc. when used for LAN connection.



- Router connected using straight type cabling.
- Confirm connection method when connecting an ADSL modem or other device.
- Please use a type of LAN cabling that is shielded.

## Network Archiving Software

### VA-SW3050 (Sold separately)

The VDC-DPN9585P and the VCC-PN9575P are bundled with VA-SW3050LITE viewer software allowing live video streams sent from cameras to be monitored on a PC. This software also supports audio transmissions and remote control of cameras, making it excellent for smooth configuration and management of surveillance systems.

VA-SW3050 network archiving software is sold separately in answer to needs for archiving of surveillance video and audio captured by cameras. With a PC used as a local server, the VA-SW3050 software enables not only data playback and recording but also improved system operability, making it a powerful tool for network management.

### ● Simultaneous Recording from Up to 128 Cameras

VA-SW3050 software simultaneously records video and audio data from up to 128 cameras. High-resolution images are recorded at a rate of 25 IPS\* for smooth playback comparable with television.

\*CPU: Pentium 4, 3.06 GHz or higher, Memory: 512 MB RAM  
Picture setting: BASIC, Picture size: 720 x 286, Single camera connection

### ● Surveillance Camera Control via Network

Setting of camera IDs allows precise condition setting for each surveillance point. Also enabled is control of panning, tilting, zooming and other camera functions.

### ● Simultaneous Access by Up to 16 Users

Recorded video and audio can be accessed by up to 16 users simultaneously. User access is managed by password to differentiate those at the administrator level, with the authority to alter settings, and those at the user level, with the right to monitor surveillance video and audio.

### Other Features

- Display switching between full, quad or 16 split screen
- Simultaneous playback and recording of video and audio
- Flexible settings with a wide array of recording modes
- Easy-to-use graphical interface
- Time data search function
- Alarm search function
- Timer recording

### VA-SW3050LITE/VA-SW3050 Feature Comparison

	VA-SW3050LITE (Bundled)	VA-SW3050 (Sold separately)
Number of cameras supported	Max. 128	Max. 128
Number of users supported	Max. 16	Max. 16
Search camera	Yes	Yes
Live monitor	Yes	Yes
Camera control	PTZ, etc.	Yes
	Menu	Yes
Recording	No	Yes
Playback	No	Yes
Video search	No	Yes
Backup/Restore	No	Yes
Download/Print	No	Yes



### VA-SW3050LITE/VA-SW3050 System Requirements

PC	IBM PC/AT and compatibles
OS	Windows® 2000 Professional SP4, Windows® XP Home Edition SP2, Windows® XP Professional SP2
CPU/ Memory	When the number of cameras connected is 4 or fewer: CPU: Pentium® 4, 2.0 GHz or higher, Memory: 512 MB or more When the number of cameras connected is between 5 and 16: CPU: Pentium® 4, 3.0 GHz or higher, Memory: 1 GB or more <b>MEMO (VA-SW3050):</b> When you record live video from 17 or more cameras simultaneously on a single PC, recording performance may be diminished depending on your monitoring system configuration. In such cases, add PCs used for recording so that the number of cameras to record simultaneously per PC becomes 16 or fewer.
Network interface	100Base-TX
Display card	1024 x 768 pixels or higher, 16 million colors or higher AGP graphics card supporting hardware overlay or PCI Express graphics card (Requires the latest DirectX 9.0c compatible driver.) <b>Recommended graphics chip</b> ATI: RADEON 9000 series or higher nVidia: GeForce 4 series or higher Quadro 4 series or higher Matrox: MillenniumP series or higher
Audio	Sound card and speakers with 100% DirectX compatibility
Component	DirectX 9.0c

**Functions Specific to the  
VDC-DPN9585P/VCC-PN9575P**



**16 Preset Positioning and Sequential Monitoring Functions**

Up to 16 preset positions (with different settings for pan, tilt and zoom) can be registered for a single VDC-DPN9585P or VCC-PN9575P. A simple key entry to a controller allows you to easily switch to the scene you want to monitor. Auto-pan monitoring can be also be programmed by designating two end points on a horizontal plane.



**PTZ Operations**

Both the VDC-DPN9585P and VCC-PN9575P come with a PT mechanism and allow panning of 335 degrees (110 degrees\*) and tilting of 90 degrees (90 degrees\*) to reduce blind spots in the surveillance area. When particular angles are preset on the camera (up to sixteen points), it moves to each position quickly at the speed of 120 deg/sec. max. for both panning and tilting. Combining these features with the motion detector, it is possible to catch all actions taking place in the area.

\*For wall-mounted cameras

Photos of VDC-DPN9585P



**Ceiling mounting**

<b>Panning</b>	0 to 335°
<b>Tilting</b>	0 to 90°

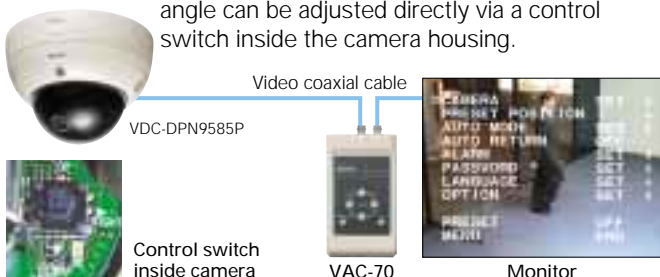


**Wall mounting**

<b>Panning</b>	-55 to 55°
<b>Tilting</b>	0 to -90°


**Adjustment via VAC-70 Control Unit (Sold Separately)**

Connection of the VAC-70 control unit allows adjustment of pan/tilt, angle of view, motion detector, backlight compensation and other functions from in front of a monitor. The lens angle can be adjusted directly via a control switch inside the camera housing.



**Intelligent Backlight Compensation**

The VDC-DPN9585P and VCC-PN9575P feature two selectable backlight compensation modes: multi-spot metering (applied to the whole screen) and center-zone metering (applied to the central portion only).



Multi-spot metering measures luminous intensity in 64 areas on screen to enable optimal backlight compensation even for peripheral and moving objects.

**Flexible Motion Detection**

Sensing is performed by splitting the field of view into 16 areas. Movement and brightness levels within the picture are analyzed to accurately detect surveillance targets. Upon detection, the camera sends an alarm status signal and captures the object at zoom magnifications of up to x2.6. Fine adjustments of settings such as sensitivity, tracking time, zoom ratio and areas not requiring detection can also be made.



Areas with swaying trees or flickering light, etc. can be eliminated to avoid false alarms. Surveillance of the detected object can be conducted at a zoom magnification of x1.0, x1.4, x2.0 or x2.6.

**Privacy Masking (Up to 8 Masks)**

When there is a house or even an object as small as a window within the camera frame, it is possible to mask the area so that it will not appear on the monitor screen to protect other's privacy.



Up to 8 rectangular masks of arbitrary size can be set. These masking areas may be protected with a 4-digit (max.) password.

**520 TV Line Resolution (Analog Video Signal)**

Featuring SANYO's DSP circuitry and a high performance 1/4-inch CCD for horizontal resolution of more than 520 TV lines and superior color reproduction. Sharp, crisp images are delivered for greater precision in surveillance under a varied range of conditions.

**Built-in Electronic Shutter**

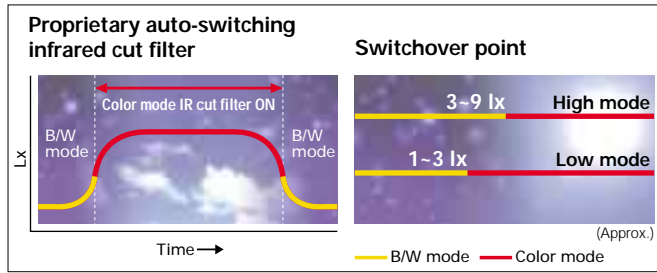
A high-speed electronic shutter that is internally switchable for eight modes using a DIP switch allows adjustment increments from 1/50 to 1/10,000 sec.

**Operation on PoE, AC or DC Power Sources**

The VDC-DPN9585P and VCC-PN9575P can operate on PoE, 12 V DC (12-15V DC) or 24 V AC (50 Hz, and even at a tolerance of ±10%). Switching to the correct mode occurs automatically when power is supplied.

## Functions Specific to the VDC-DPN9585P

### Intelligent Switching from Color to B/W



Switching between color mode during daylight hours and monochrome at night is done automatically (manual switching also possible). Selection of switching settings can be made from a range of 1 to 10 lx.

### User-Friendly Design and Easy Setup

## VDC-DPN9585P/VCC-PN9575P

### Installation, Setup and Operation Made Easy by Simple, User-Friendly Design

Based on a development concept featuring a pan-focus lens for the realization of advanced surveillance functions together with enhanced operability and ease of installation. The VDC-DPN9585P and VCC-PN9575P increase lens function and camera maneuverability to simplify operation, save resources spent in installation and substantially heighten the available degree of freedom.

### Mounting and Installation

The product pictured below is the VDC-DPN9585P. Specifications differ slightly in the case of the VCC-PN9575P. Please refer to the operating instructions supplied with each product for details.



The camera unit and board can be attached or detached by simply sliding the stopper.



Attach the camera unit to the bottom cover mounted at the surveillance point (ceiling or wall).



Set up and adjust according to the installation site.

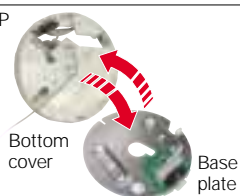


Wall mounting

In the case of the VCC-PN9575P



Hold down the button on the side of the housing and detach the base plate from the back of the camera.



Bottom cover


Base plate



Set up and adjust according to the installation site.



Installation is completed by simply attaching the camera to the base plate.



Ceiling mounting

### Mounting Brackets (Options)

Model name	Installation	Attachment + Brackets
VDC-DPN9585P	Wall mounting	VA-50AL + VA-50BW
	Long ceiling mounting	VA-50AL + VA-50BPL
	Short ceiling mounting	VA-50AL + VA-50BPS
VCC-PN9575P	Wall mounting	VA-50AS + VA-50BW
	Long ceiling mounting	VA-50AS + VA-50BPL
	Short ceiling mounting	VA-50AS + VA-50BPS

Note: Attachments and brackets presented are for indoor use. In cases of outdoor use, measures must be implemented to ensure waterproofing.

[Unit: mm (inch)]

### Tough Die-Cast Aluminum with Polycarbonate Dome

Housed in an exceptionally tough die-cast aluminum enclosure and a polycarbonate dome for extra durability under the most demanding of conditions. To protect against tampering, the screws of the enclosure cover have a unique shape that prevents it from being opened with ordinary tools.

### IP66 Rated Weatherproof Design

### High Sensitivity, Minimum Required Illumination

	B/W mode Gain: High	Color mode Gain: High
(F1.9, 20 IRE)	0.024 lx	0.48 lx
(F1.9, 50 IRE)	0.06 lx	1.2 lx

### Easy Interior Access and Setup

Inside the housings of the VDC-DPN9585P and VCC-PN9575P are camera units with integrated motors and lenses. Installation on ceilings or walls can be accomplished without difficulty and components such as the camera unit or an optional heater board\* can be attached and detached easily in just a few steps.

\*The heater board option can be mounted only in the VDC-DPN9585P.

# VDC-DPN9585P / VCC-PN9575P

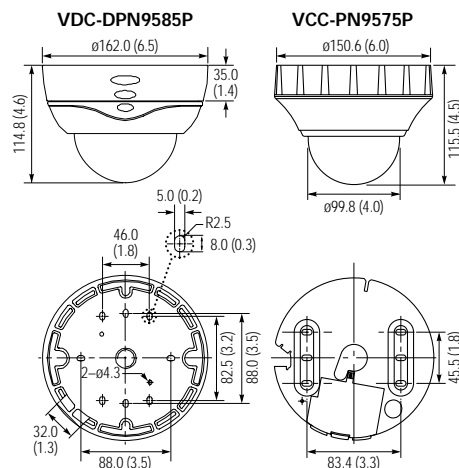
## Specifications

Model No.	VDC-DPN9585P	VCC-PN9575P
Scanning system	NTSC standard 625 lines, 50 fields/sec.	
Image sensor	1/4" Interline transfer method CCD (3.6 x 2.7 mm)	
Number of pixels	Total: 759 (H) x 596 (V), Effective: 752 (H) x 582 (V)	
Horizontal resolution	More than 520 TV lines (Analog video signal)	
Day/Night mode	Auto (low/high)	
Minimum illumination (approx.)	Color, B/W: external control Gain high: 1.2 lx (F1.9, color mode) 0.06 lx (B/W mode)	Gain high: 1.9 lx (F1.9)
Video output	1.0 Vp-p/75 ohms, composite, BNC	
Video S/N ratio	More than 50 dB (AGC Off)	
Lens	Built-in motorized zoom pan-focus auto iris lens, f = 2.8-7.3 mm (x2.6), F1.9-3.0	
Depth of field	Focus range: 1 m - ∞	
Pan/tilt range	Ceiling	Pan: 0-335 degrees, Tilt: 0-90 degrees
	Wall	Pan: ±55 degrees, Tilt: 0-90 degrees
Pan/tilt speed	Preset	Max. 120 degrees/sec.
	Manual	5-100 degrees/sec.
Menu	On screen display, password lock possible	
Preset positions	16	
Auto mode	Sequential pan / Auto pan	
Backlight compensation	On (multi-spot metering [High/Normal], center-zone metering) / Off	
White balance	ATW / AWC / Manual (MWB) / Indoor (3200) / Outdoor (5600) / Fluorescent (FLUO)	
Gain control	High / Normal / Off	
Electronic shutter	1/50, 1/120, 1/250, 1/500, 1/1000, 1/2000, 1/4000, 1/10000 sec.	
Gamma	0.45 / 1	
Aperture compensation	High plus / High / Normal / Off	
Synchronizing system	Internal synchronization / Line lock	
Camera title	On / Off, up to 16 characters, title position adjustable	
Privacy masking	On / Off: Max. 8 masked locations	
Alarm input	External x 2, NO / NC selectable, Alarm preset function, Alarm zoom function	
Alarm output	External x 1, NO / NC selectable	
Motion detector	On / Off: Motion zoom function	
Communications	Simplified controller (VAC-70: separately ordered) supported	
Audio compression method	G. 711 (192 Kbps), full duplex	
Microphone input	-62 to -32 dB (monaural microphone) 3.5mm mini jack	
Audio output	LINE OUT monaural audio output, maximum -8 dB, 3.5mm mini jack	
Weatherproof standard	IP66	
Operating environment	Temperature	-10 to +50°C (14 to 122°F) -30 to +50°C (-22 to +122°F) When heater (VA-50H: option board) is used with power source connected
	Humidity	Less than 90% RH (no condensation)
Power supply	24 V AC ±10%, 50Hz or 12-15 V DC, supplied through PoE (compliant with IEEE 802.3af)	
Power consumption (approx.)	10 W	
	Max. 15.5 W When heater (VA-50H: option board) turned on	
Weight (approx.)	1520 g	650 g

Network		
Image compression	JPEG	
Resolution	720 x 286, 640 x 480 (disabled during voice communications), 360 x 286, 180 x 143	
Picture quality	5 levels	
Frame rate	Max. 25 IPS (720 x 286)	
Audio compression method	G. 711 (192 Kbps), full duplex	
Microphone	Input	-62 to -32 dB (monaural microphone) 3.5mm mini jack
	External	—
	Internal	Internal or external selected
Audio output	LINE OUT monaural audio output, maximum -8 dB, 3.5mm mini jack	
Bandwidth	128, 256, 512 Kbps, 1, 2, 3, 4 Mbps, no limitation	
Alarm buffer	Up to 8 MB; configurable	
Interface	10BASE-T/100BASE-TX (RJ45 connector)	
PoE support	Compliant with IEEE 802.3af	
Protocols	TCP, UDP, HTTP, HTTPS, SMTP, NTP, DHCP, FTP, UPnP	
Simultaneous access capacity	Image: Maximum 16, Voice: Maximum 16 (admin: 1)	
Security	BASIC authentication (ID/password), SSL supported (image only)	
Bundled software	VA-SW3050LITE	

## Dimensions

[Unit: mm (inch)]



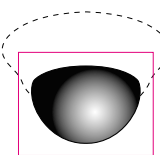
## Options (sold separately)

### VA-50H

#### Heater board

for VDC-DPN9585P

Heater board providing protection from cold for camera unit. Allows use in -30°C operating environments (24 V AC only).



**VCZ-50**  
Smoked type dome cover for VCC-P9574N



**VAC-70**  
Camera control unit

## Pan-Focus Camera Lineup

1/4" Color CCD DSP High-Resolution



**VDC-DP7585P**  
Vandal-Resistant Day/Night Dome Camera



**VCC-P7575PA**  
Indoor Mini Dome Camera



**VDC-DP9585P**  
Vandal-Resistant Day/Night PTZ Dome Camera



**VCC-P9575P**  
Indoor Mini PTZ Dome Camera



**VCC-XZ200P**  
Weatherproof Day/Night Zoom Camera

Microsoft and Windows are either registered trademarks or trademarks of Microsoft Corporation in the United States and/or other countries. Intel and Pentium are trademarks or registered trademarks of Intel Corporation or its subsidiaries in the U.S. and other countries. All other trademarks are the property of their respective owners.

### Note:

- Frame rates variable dependant upon network line conditions and PC performance.
- Because products and software described in this brochure are subject to continuous improvement; SANYO reserves the right to modify product specifications, functions and design without notice.

**Caution:** Please consult the instruction manual to ensure safe and proper operation of the product.



DI Company of SANYO Electric Co., Ltd. obtained Quality Management System ISO 9001 and Environmental Management System ISO 14001 certifications.

Distributed by:

# SANYO

SANYO Electric Co., Ltd.  
[www.sanyosecurity.com](http://www.sanyosecurity.com)

©2006 SANYO Printed in Japan '06.9. MA.

SMS132